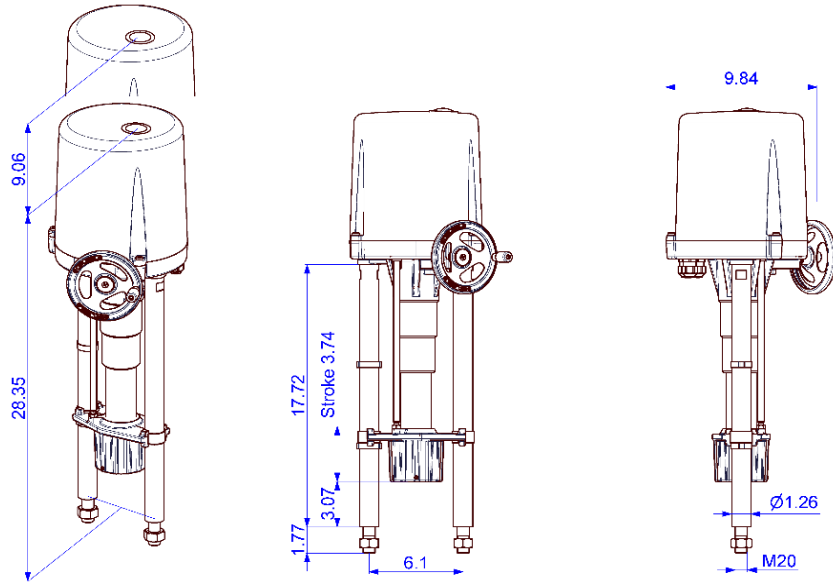


Electric Linear Actuator

PSL320/325



Approx. weight: 50.7 lb without accessories

4496/5620 lbf
Max. Thrust)¹

25.4 Secs/In.
Stroke Speed

max. 3.74 In.
Stroke

Modulating Actuator
Class C
DIN EN ISO 22153

Enclosure IP65
EN 60529

Stroke Speed	25.4 Secs/In. [50 Hz] / 21.2 Secs/In. [60 Hz]				63.5 Secs/In.
Power Supply [V]	230 VAC 1~	115 VAC 1~	24 VAC 1~	400 V 3~	24 VDC
Frequency [Hz]	50 / 60	50 / 60	50 / 60	50 / 60	-
Nominal Current [A]	0.58	1.2	6.0	0.4	2.6
Max. Current [A]	0.95	1.9	8.5	0.6	8
Power Consumption) ² [W]	137	140	145	120	63
Duty Cycle as per IEC 60034-1,8	S2 30 min / S4 50% ED @ 77°F				
Ambient Temperature [°F]	-4°F to +176°F (S2) / -4°F to +140°F (S4)				
Overvoltage Category	II				
Motor Protection	Thermo switch				Multifuse

PSL320

Stroke Speed	25.4 Secs/In. [50 Hz] / 21.2 Secs/In. [60 Hz]				63.5 Secs/In.
Power Supply [V]	230 VAC 1~	115 VAC 1~	24 VAC 1~	400 V 3~	24 VDC
Frequency [Hz]	50 / 60	50 / 60	50 / 60	50 / 60	-
Nominal Current [A]	0.62	1.2	6.5	0.5	3.0
Max. Current [A]	0.95	1.9	8.5	0.6	8.0
Power Consumption) ² [W]	145	145	160	140	72
Duty Cycle as per IEC 60034-1,8	S2 30 min / S4 50% ED @ 77°F				
Ambient Temperature [°F]	-4°F to +176°F (S2) / -4°F to +140°F (S4)				
Overvoltage Category	II				
Motor Protection	Thermo switch				

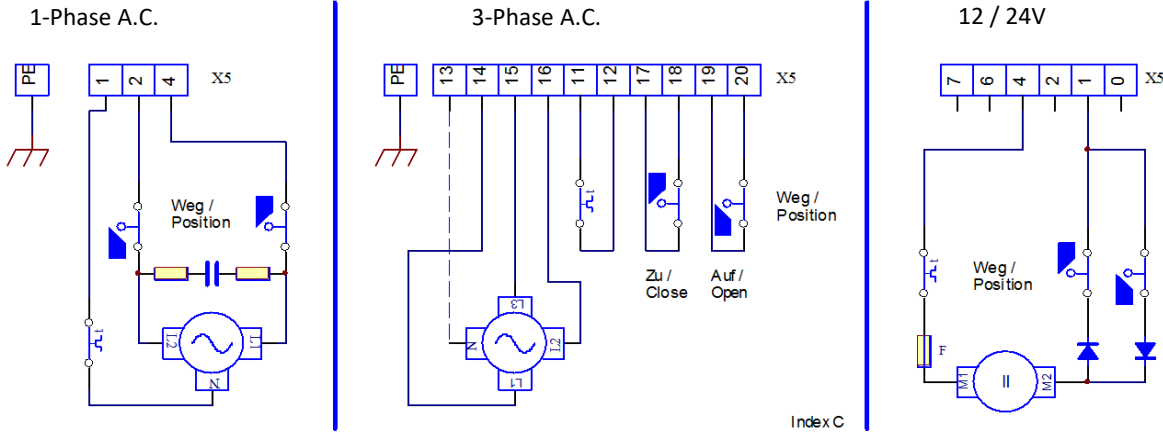
PSL325

Standard	Description	Standard equipment
Conduit entries	3 pcs. M20 x 1,5	

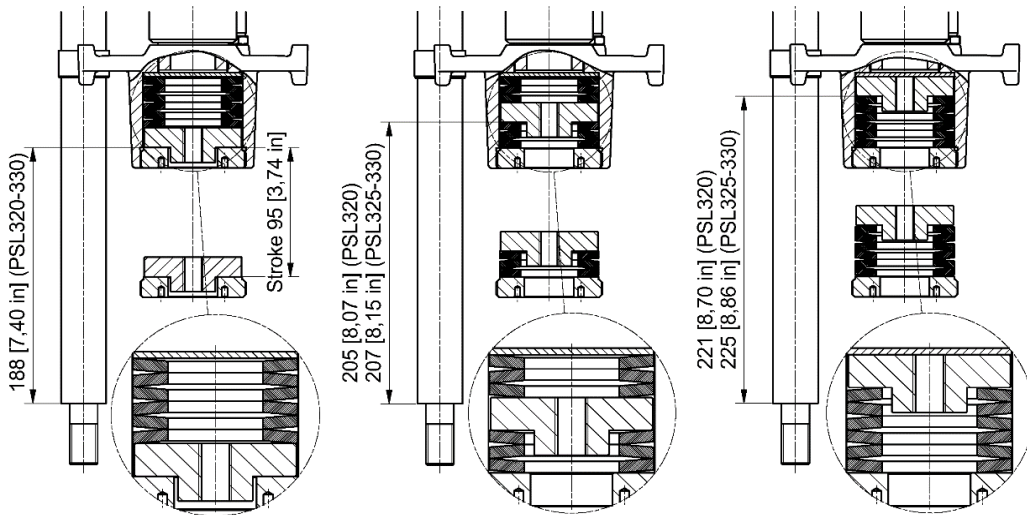
)¹ = permissible average thrust over the entire travel is 50% of the max. thrust

)² = at max. thrust

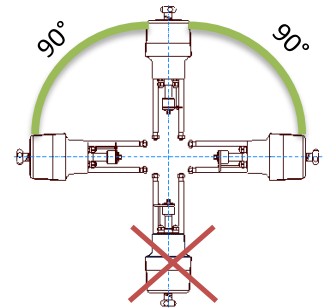
Wiring Termination



Dimensions of the PS-Standard-Adaptation



Mounting Position



Accessories/ Options	Supply Voltage	230 VAC 1~	115 VAC 1~	24 VAC 1~	400 V 3~	24 VDC
	Position Signal Switch: 2WE	•	•	•	•	•
	Position Signal	•	•	•	•	•
	Switches Gold	•	•	•	•	•
	Positioner PSAP	•	• ³	• ³	• ⁴	
	Position Transmitter PSPT	•	•	•	•	•
	Space Heating HR	•	•	•	• ⁵	•
	Potentiometer PD	•	•	•	•	•
	Reversing Starter Contactor WSM01				•	
Enclosure Rating IP	Increase of enclosure to IP67					

For more information and accessories, please visit our website www.ps-automation.com!

• = available, for further information see respective datasheet

³ = PSAP with external relay required

⁴ = only to be used with reversing starter contactor

⁵ = supply voltage 24 V or 115-230 V

Subject to changes!